


Experimenting With Alternative Methods For Painting Collage And Mixed Media

Collage and mixed media are two art forms that allow you to combine different materials and techniques to create unique and beautiful works of art. Traditional collage involves gluing paper, fabric, or other materials onto a surface. Mixed media art can include any combination of materials, such as paint, collage, drawing, and sculpture.



Acrylic Fusion: Experimenting with Alternative Methods for Painting, Collage, and Mixed Media by Dan Tranberg

★★★★☆ 4.2 out of 5

Language : English
File size : 27602 KB
Text-to-Speech : Enabled
Screen Reader : Supported
Enhanced typesetting : Enabled
Print length : 128 pages



There are many different ways to approach collage and mixed media. Some artists prefer to use traditional techniques, while others like to experiment with alternative methods. In this article, we will explore some alternative methods for painting collage and mixed media. We will discuss different techniques and materials that you can use to create unique and beautiful works of art.

1. Using Acrylic Paint

Acrylic paint is a versatile medium that can be used for a variety of painting techniques. It can be used to create thin washes, thick impasto layers, and everything in between. Acrylic paint can also be mixed with other materials, such as sand, glitter, or fabric, to create unique textures and effects.

When using acrylic paint for collage, it is important to choose a surface that will not absorb the paint too quickly. Canvas, wood, or gessoed paper are all good options. You can also use a medium to slow down the drying time of the paint, which will give you more time to work.

To create a painted collage, start by applying a layer of acrylic paint to your surface. You can use a brush, a roller, or a sponge to apply the paint. Once the paint is dry, you can begin gluing your collage materials to the surface. You can use any type of material for your collage, such as paper, fabric, or found objects.

Once you have glued your collage materials to the surface, you can begin painting over them. You can use acrylic paint to create washes, layers, or textures. You can also use other materials, such as markers, pens, or crayons, to add details to your collage.

2. Using Watercolor Paint

Watercolor paint is a delicate and transparent medium that can be used to create beautiful washes and layers. Watercolor paint can be used on a variety of surfaces, such as paper, canvas, or wood. It is important to choose a surface that will not absorb the paint too quickly.

To create a painted collage with watercolor paint, start by applying a layer of water to your surface. You can use a brush or a sponge to apply the

water. Once the surface is wet, you can begin painting with your watercolors. Use light, gentle strokes to create washes and layers. You can also use other materials, such as salt or masking fluid, to create unique effects.

Once you have painted your collage, you can allow it to dry completely. You can then glue your collage materials to the surface. You can use any type of material for your collage, such as paper, fabric, or found objects.

3. Using Gouache Paint

Gouache paint is a type of opaque watercolor paint that can be used to create bold and vibrant colors. Gouache paint can be used on a variety of surfaces, such as paper, canvas, or wood. It is important to choose a surface that will not absorb the paint too quickly.

To create a painted collage with gouache paint, start by applying a layer of paint to your surface. You can use a brush or a sponge to apply the paint. Once the paint is dry, you can begin gluing your collage materials to the surface. You can use any type of material for your collage, such as paper, fabric, or found objects.

Once you have glued your collage materials to the surface, you can begin painting over them with gouache paint. You can use gouache paint to create washes, layers, or textures. You can also use other materials, such as markers, pens, or crayons, to add details to your collage.

4. Using Mixed Media

Mixed media art is a type of art that combines different materials and techniques to create unique and beautiful works of art. Mixed media art can

include any combination of materials, such as paint, collage, drawing, and sculpture.

To create a mixed media collage, start by gathering a variety of materials that you would like to use. You can use any type of material for your collage, such as paper, fabric, found objects, or even paint. Once you have gathered your materials, you can begin gluing them to a surface. You can use any type of glue that is suitable for the materials that you are using.


Once you have glued your materials to the surface, you can begin painting over them. You can use any type of paint that you like, such as acrylic paint, watercolor paint, or gouache paint. You can also use other materials, such as markers, pens, or crayons, to add details to your collage.

There are no limits to what you can create with mixed media art. Experiment with different materials and techniques to find your own unique style.


Collage and mixed media are two art forms that allow you to express your creativity in a unique and personal way. There are no limits to what you can create with these art forms. Experiment with different materials and techniques to find your own unique style.

We hope this article has inspired you to experiment with alternative methods for painting collage and mixed media. We would love to see what you create! Share your work with us on social media using the hashtag [#alternativecollage](#).

Acrylic Fusion: Experimenting with Alternative Methods for Painting, Collage, and Mixed Media by Dan Tranberg



★★★★☆ 4.2 out of 5
Language : English
File size : 27602 KB
Text-to-Speech : Enabled
Screen Reader : Supported
Enhanced typesetting : Enabled
Print length : 128 pages



The True Story of One Family's Journey from War-Torn Austria to the Ghettos of Poland

In the heart of Europe, where the horrors of the Holocaust unfolded, there is a story of resilience and survival that deserves to be told. This is the story...



The Enduring Love of The Tayamni Second Edition: A Literary Analysis

The Tayamni Second Edition, a literary masterpiece that has stood the test of time, has enthralled readers worldwide with its poignant narrative...