


# More Than 50 Techniques For Expressive Mark Making

Mark making is a fundamental skill in art, and there are many different techniques that can be used to create expressive marks. In this article, we will explore over 50 different mark making techniques, including both traditional and experimental methods. Whether you are a beginner or an experienced artist, you are sure to find new and inspiring ways to make marks on paper.



## Printmaking Unleashed: More Than 50 Techniques for Expressive Mark Making by Traci Bautista

★★★★☆ 4.5 out of 5

Language : English  
File size : 107899 KB  
Text-to-Speech : Enabled  
Enhanced typesetting : Enabled  
Print length : 128 pages  
Screen Reader : Supported



## Traditional Mark Making Techniques

Traditional mark making techniques have been used by artists for centuries. These techniques include:

- **Drawing:** Drawing is the most basic mark making technique, and it can be done with a variety of tools, such as pencils, charcoal, and pens.

- **Painting:** Painting is another common mark making technique, and it can be done with a variety of paints, such as acrylics, oils, and watercolors.
- **Printmaking:** Printmaking is a process of creating prints from an original image. There are many different printmaking techniques, such as woodcut, etching, and lithography.
- **Collage:** Collage is a technique of creating artwork by gluing different materials together. Collage can be used to create a variety of effects, from abstract to realistic.
- **Mixed media:** Mixed media is a technique of using a variety of different materials in a single artwork. Mixed media can be used to create a variety of effects, from textured to layered.

## Experimental Mark Making Techniques

In addition to traditional mark making techniques, there are also many experimental mark making techniques that can be used to create unique and expressive marks. These techniques include:

- **Mark making with found objects:** Mark making can be done with a variety of found objects, such as sticks, leaves, and stones. Found objects can be used to create a variety of textures and effects.
- **Mark making with natural materials:** Mark making can also be done with natural materials, such as sand, water, and plants. Natural materials can be used to create a variety of organic and fluid marks.
- **Mark making with digital tools:** Digital tools can be used to create a variety of mark making effects. Digital tools can be used to create both traditional and experimental marks.


- **Mark making with unconventional materials:** Mark making can be done with a variety of unconventional materials, such as food, fabric, and metal. Unconventional materials can be used to create a variety of unexpected and interesting marks.
- **Mark making with the body:** Mark making can also be done with the body. The body can be used to create a variety of marks, from fingerprints to body prints.

## Mark Making Exercises

The best way to improve your mark making skills is to practice regularly. Here are a few mark making exercises that you can try:

- **Draw a series of lines:** Draw a series of lines, using different tools and techniques. Experiment with different line weights, lengths, and directions.
- **Draw a series of shapes:** Draw a series of shapes, using different tools and techniques. Experiment with different shape sizes, shapes, and textures.
- **Create a collage:** Create a collage using different materials, such as paper, fabric, and found objects. Experiment with different collage techniques to create a variety of effects.
- **Experiment with digital mark making:** Experiment with using digital tools to create a variety of mark making effects. Experiment with different brush sizes, shapes, and colors.
- **Create a body print:** Create a body print by painting your body with paint and then pressing your body onto paper. Experiment with different body positions and paint colors to create a variety of effects.


Mark making is a versatile and expressive art form. By experimenting with different mark making techniques, you can create a variety of unique and interesting artworks. Whether you are a beginner or an experienced artist, you are sure to find new and inspiring ways to make marks on paper.



## Printmaking Unleashed: More Than 50 Techniques for Expressive Mark Making by Traci Bautista

★★★★☆ 4.5 out of 5

Language : English  
File size : 107899 KB  
Text-to-Speech : Enabled  
Enhanced typesetting : Enabled  
Print length : 128 pages  
Screen Reader : Supported



## The True Story of One Family's Journey from War-Torn Austria to the Ghettos of Poland

In the heart of Europe, where the horrors of the Holocaust unfolded, there is a story of resilience and survival that deserves to be told. This is the story...



## The Enduring Love of The Tayamni Second Edition: A Literary Analysis

The Tayamni Second Edition, a literary masterpiece that has stood the test of time, has enthralled readers worldwide with its poignant narrative...